



St. Vincent's Pre. School Budaun

SYLLABUS FOR 2026-27

Class: LKG

- | | |
|----------------------|-----------------------------|
| (1) First Unit Test | (2) Half Yearly Examination |
| (3) Second Unit Test | (4) Annual Examination |

1- First Unit Test: 2026-27

- English Written** -
1. *A* to *N* capital cursive letter
 2. Match with the same letter (*A* to *N*)
 3. Match the picture with the letter (*A* to *N*)
 4. Find the letter and circle on it.
 5. Fill the missing letter (*A* to *N*)
- English Dictation** - *A* to *N* Capital cursive
- Hindi Written** -
1. स्वर लिखिए (अ से अ: तक)
 2. खाली जगह भरिए (क से ज तक)
 3. अक्षर से अक्षर मिलाइए (क से ज तक)
 4. चित्र को अक्षर से मिलाइए
 5. सही स्वर पर गोला बनाए
- Hindi Dictation** - अ से ज तक सभी अक्षर
- Maths Written** -
1. Forward counting 1 to 30.
 2. Match with same number
 3. Count and write 1 to 10.
 4. Fill the missing number 1 to 30
 5. Find the number and circle on it.

2- Half Yearly Examination: 2026-27

- English Written** -
1. Capital cursive letter *A* to *Z*
 2. Fill the missing letter *A* to *Z*
 3. Match the picture with letter *A* to *Z*
 4. Write first letter by looking at the picture.
 5. Ring on correct letter by looking at the picture.
 6. Match the letter with same letter.
 7. Find the letter and circle on it
 8. Draw a balloon and colour it.
- English Rhymes** - (Begin with Rhymes stories) Page no – 1 to 8
- English Dictation** - *A* to *Z* Capital cursive letter.
- English Reading** - (Beginner's English Primer) Page no. – 5, 6, 8, 9

- English Story** - **'A hare and a tortoise'**
A hare and tortoise were friends. They agreed to have a race. The tortoise went slowly. The hare lay down to take rest. He soon fell asleep. The tortoise passed him. He won the race.
- English Assignment** - Make an apple shape and Write 'A to Z' in cursive letter to creat in scrap file.
- Hindi Written** -
1. स्वर (अ से अः तक)
 2. व्यंजन (क से ज्ञ तक)
 3. अक्षर मिलाकर शब्द बनाइए। (ब+स=बस)
 4. शब्द को शब्द से मिलाइए।
 5. चित्र का नाम लिखिए।
 6. गिनती १ से १० तक।
 7. सूरज का चित्र बनाइए व रंग भरिए।
 8. चित्र को शब्द से मिलाइए।
 9. अक्षर जोड़कर नया शब्द बनाइए
- Hindi Rhymes** - (सुनहरे बालगीत) Page no. 3 से 13
- Hindi Dictation** - (कापी में कराए कार्य के अनुसार) दो अक्षर वाले शब्द
- Hindi Reading** - (oyster) Page no. 19, 26, 93
- Hindi Counting** - १ से २० तक (Oral)
- Hindi Story** - **"सूरज को जुकाम"**
सूरज को जब हुआ जुकाम, हो गया उसका काम तमाम, नहीं किया फिर कोई काम, ऊपर सब कुछ हो गया जाम बादल डा० को बुलवाया, आकर चारों ओर वो छाया नीचे उसने जल बरसाया, ऊपर सूरज को इंजेक्शन लगाया फिर सूरज ने धूप दिखया।
- Hindi Assignment** - Decorate - Diya to create in scrap file.
- Maths Written** -
1. Forward counting 1 to 50
 2. Back counting 10 to 1
 3. Roman number 1 to 10
 4. Match with same number (1 to 50)
 5. Table of 2
 6. Single digit addition (3+1=4)
 7. Draw a ball and colour it.
- Maths Assignment** - Make shapes to create in scrap file.
- Maths Oral** - 1 to 50 counting, Table of 2.
- Drawing** - [Colouring and Activity] Page no. 3 to 15. File- Ball, Tree, Kite
- G.K** - [Picture Dictionary] Page no. 2 to 15.
- Conversation** - Page no 3 to 13





Note: Submit all the assignments one week before the exams

3- Second Unit Test: 2026-27

- English Written** - 1. Small cursive letter *a* to *z* ,
2. Match with same letter
3. Match the picture with letter
4. Find the letter and circle on it
5. Fill the missing letter
- English Dictation** - Small cursive letter (*a* to *z*)
- Hindi Written** - 1. अक्षर मिलाकर शब्द बनाइए - (म+ट+र =मटर)
2. शब्द से शब्द मिलाइए
3. चित्र को शब्द से मिलाइए
4. खाली जगह भरिए
5. चित्र पहचानकर गोला बनाइए।
- Maths Written** - 1. Forward Counting 51 to 70
2. Fill the missing number
3. Draw the shapes Δ \square
4. Write after number
5. Join the dots.
6. Table of '3'
- Hindi Dictation** - According to Classwork

4- Annual Examination: 2026-27

- English Written** - 1. Small cursive letter *a* to *z*
2. Fill in the blanks
3. Match with same word
4. Match the words with picture
5. Ring on the correct word
6. Complete the word by looking at the picture
7. Make a new words
8. Draw and colour the 'Lock'
- English Rhymes** - Page no 8 to 16
- English Dictation** - Three letter word according to school notebook
- English Reading** - (Beginner's English Primer) Page no. 14, 15, 16, 36.
- English Story** - '**A greedy Lady**'.
Once there was an old lady. She was very greedy. She had a hen, which laid a golden egg daily. One day the old lady thought to be rich. She thought of a plan. She cut the stomach of hen with a knife. The hen died. The poor old lady got nothing but to repent.
Moral - 'Don't be greedy'
- English Assignment** - Write (10) three letter word and decorate it. [in scrap file]

- Hindi Written** - 1. अक्षर मिलाकर शब्द बनाइए (म+ख+म+ल=मखमल)
 2. खाली जगह भरिए
 3. चित्र पहचानकर शब्द से मिलाइए
 4. चित्र का नाम लिखिए
 5. चित्र पहचानकर सही शब्द पर गोला बनाइए
 6. शब्द से शब्द मिलाइए
 7. गिनती १ से २० तक
 8. बनाइए व रंग भरिए – सेब।
- Hindi Rhymes** - Page no 14 and 26
- Hindi Dictation** - According to school notebook.
- Hindi writing** - According to school notebook
- Hindi Reading** - ((oyster) Page no. – 97, 98
- Hindi Counting** - २१ से ४० तक ।
- Hindi Story** - देखो – 2 मदारी आया, संग में अपने बंदर लाया, डम-डम डमरू बजा रहा है, बन्दर को नचा रहा है। चली बन्दरिया देकर ताने, बन्दर चला उसे मनाने, दोनो ने मिल कर रंग जमाया, अपना-अपना नाच दिखाया।
- Hindi Assignment** - चार अक्षर वाले कोई 10 शब्द लिखें व सजाए। [To create in scrap file]
- Maths Written** - Forward counting 1 to 100, Between number, Single digit subtraction, Back counting 20 to 1, Number name 1 to 10, Table 3, 4, Circle the biggest number, Draw and colour the shapes  
  , Match the following.
- Maths Oral** - Table 3, 4, Day's name.
- Maths Assignment** - Write number name 1 to 10 and decorate it. [To create in scrap file]
- G.K** - [Picture Dictionary] Page no. 16 to 32
- Drawing Book** - Page no. 16 to 32.
 File – Hut, Flag, Ice cream, Butterfly
- Conversation** - Page no. 14 to 28

Note: Submit all the assignments one week before the exams